



IPS Academy

Institute of Engineering & Science

(A UGC Autonomous Institute, affiliated to RGPV)

Student Satisfaction Survey (SSS)

An online feedback is taken from students and is analyzed by obtaining weighted averages for each of the attributes/ parameters. Overall weighted average is also obtained. If the weighted average of one or more parameter is less than 3, it is presumed that the institute is required to take corrective action. The nature of corrective action to be taken depends upon the parameter/ attributes. The calculation of weighted averages is illustrated below:

No. of stake holders participated in feedback = N

No. of stake holders who have put tick mark in "excellent" column = X_4

No. of stake holders who have put tick mark in "very good" column = X_3

No. of stake holders who have put tick mark in "good" column = X_2

No. of stake holders who have put tick mark in "satisfactory" column = X_1

No. of stake holders who have put tick mark in "unsatisfactory" column = X_0

It is to be noted that $X_4 + X_3 + X_2 + X_1 + X_0 = N$

Weighted average of the parameter $\frac{4 \times X_4 + 3 \times X_3 + 2 \times X_2 + 1 \times X_1 + 0 \times X_0}{N}$

The above procedure is repeated for all the parameters as per feedback proforma and the average of all the weighted averages, so obtained gives the value of overall weighted average. If the value is less than 3, then the individual parameters are identified where the score is poor for improvement.

Further, cognizance of suggestion(s)/ comment(s) written by the stake holder in the corresponding column is also studied & suitable corrective action is taken, if required.





IPS Academy

Institute of Engineering & Science

(A UGC Autonomous Institute, affiliated to RGPV)

Student Satisfaction Survey (SSS) – Result and Analysis (2021-2022)

Question Wise Average Score on a scale of 0 to 4 = (3.3)

•Number of students participated: 1745

Q. NO.	4		3		2		1		0			WA
1	989	3956	504	1512	153	306	69	69	30	0	5843	3.35
2	906	3624	708	2124	69	138	40	40	22	0	5926	3.40
3	861	3444	625	1875	183	366	53	53	23	0	5738	3.29
4	913	3652	541	1623	159	318	103	103	29	0	5696	3.26
5	1103	4412	457	1371	117	234	45	45	23	0	6062	3.47
6	1044	4176	415	1245	205	410	44	44	37	0	5875	3.37
7	1258	5032	374	1122	39	78	45	45	29	0	6277	3.60
8	854	3416	586	1758	188	376	96	96	21	0	5646	3.24
9	941	3764	469	1407	221	442	75	75	39	0	5688	3.26
10	1157	4628	405	1215	60	120	81	81	42	0	6044	3.46
11	1273	5092	167	501	183	366	96	96	26	0	6055	3.47
12	893	3572	580	1740	158	316	86	86	28	0	5714	3.27
13	1006	4024	454	1362	216	432	42	42	27	0	5860	3.36
14	965	3860	509	1527	197	394	51	51	23	0	5832	3.34
15	1042	4168	438	1314	152	304	74	74	39	0	5860	3.36
16	1213	4852	402	1206	196	192	105	105	29	0	6355	3.64
17	1318	5272	216	648	198	296	72	72	41	0	6288	3.60
18	946	3784	516	1548	151	302	83	83	49	0	5717	3.28
19	979	3916	483	1449	199	398	46	46	38	0	5809	3.33
20	877	3508	535	1605	237	474	72	72	24	0	5659	3.24



Weighted Average

3.4

Student Satisfaction Survey (SSS) – Result and Analysis (2021-2022)

Question Wise Average Score on a scale of 0 to 4 = (3.4)

- **Number of students participated: 1745**

Q. No	Description of Question	Average Score
1	How much of the syllabus was covered in the class?	3.35
2	How well did the teachers prepare for the classes?	3.40
3	How well were the teachers able to communicate?	3.29
4	The teacher's approach to teaching can best be described as	3.26
5	Fairness of the internal/ End semester evaluation process by the teachers.	3.47
6	Was your performance in assignments discussed with you?	3.37
7	The institute takes active interest in promoting internship, student exchange, field visit opportunities for students.	3.60
8	The teaching and mentoring process in your institution facilitates you in cognitive, social and emotional growth.	3.24
9	The institution provides multiple opportunities to learn and grow.	3.26
10	Teachers inform you about your expected competencies, course outcomes and programme outcomes.	3.46
11	Your mentor does a necessary follow-up with an assigned task to you.	3.47
12	The teachers illustrate the concepts through examples and applications.	3.27
13	The teachers identify your strengths and encourage you with providing right level of challenges.	3.36
14	Teachers are able to identify your weaknesses and help you to overcome them.	3.34
15	The institution makes effort to engage students in the monitoring, review and continuous quality improvement of the teaching learning process.	3.36
16	The institute/ teachers use student centric methods, such as experiential learning, participative learning and problem solving methodologies for enhancing learning experiences.	3.64
17	Teachers encourage you to participate in extracurricular activities.	3.60
18	Efforts are made by the institute/ teachers to inculcate soft skills, life skills and employability skills to make you ready for the world of work.	3.28
19	What percentage of teachers use ICT tools such as LCD projector, Multimedia, etc. while teaching.	3.33
20	The overall quality of teaching-learning process in your institute is very good.	3.24


Total Strength: 3238
Sample Size: Approximate 50%

1. How much of the syllabus was covered in the class?



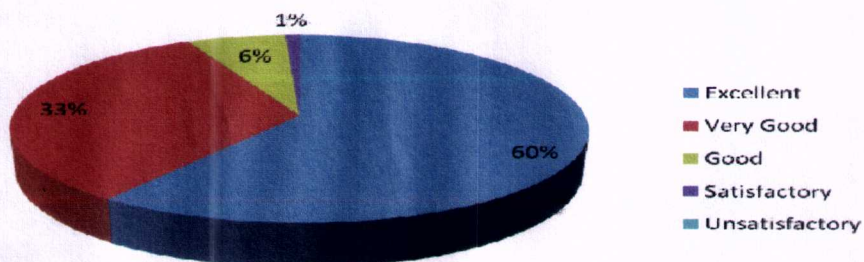
Response: Maximum students agreed that the syllabus has been covered adequately.

2. How well did the teachers prepare for the classes?




Response: The results indicate that the teachers were well prepared for their classes.

3. How well were the teachers able to communicate?



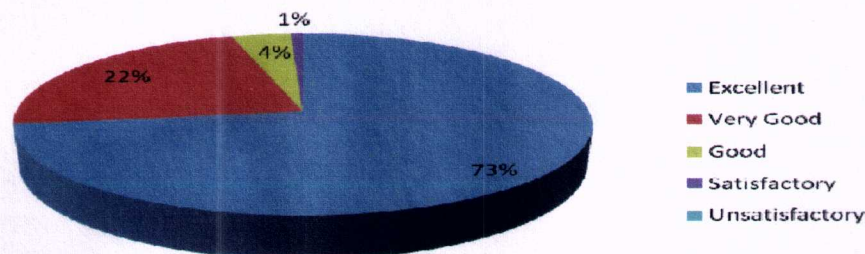
Response: The students found the communication skills of the teachers effective and understandable.

4. The teacher's approach to teaching can best be described as




Response: Teachers' approach to teaching has been graded very good to excellent.

5. Fairness of the internal/ End semester evaluation process by the teachers



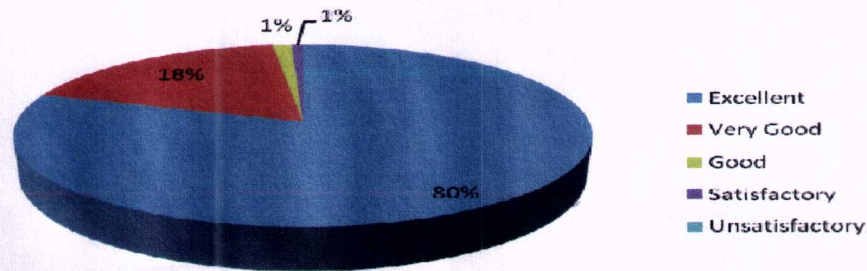
Response: Fairness in internal evaluation has been appreciated by the students which indicate the objectivity and transparency of the examination system. The valued answer scripts of End Semester Examination are also show to the student.

6. Was your performance in assignments discussed with you?



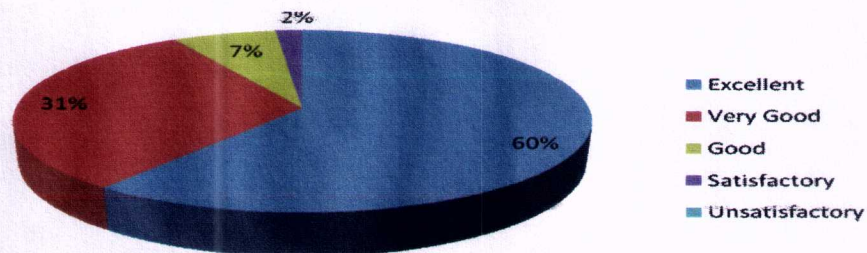
Response: Most of the students were of opinion that the assignments have been regularly discussed with them and were up to their satisfaction.

7. The institute takes active interest in promoting internship, student exchange, field visit opportunities for students




Response: Statistics indicate that the institute is doing adequate to promote internship, student exchange and field visit opportunities for the students.

8. The teaching and mentoring process in your institution facilitates you in cognitive, social and emotional growth.



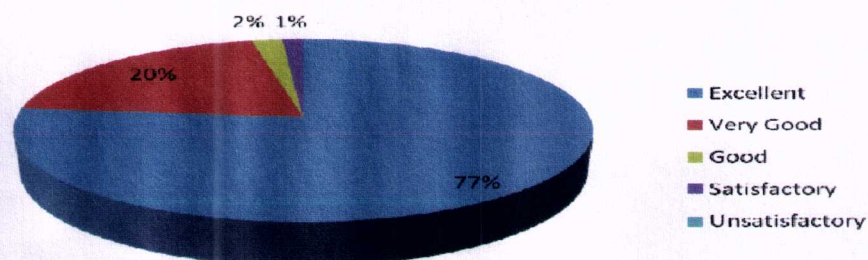
Response: Contribution of the mentors to the emotional, cognitive and social growth is worth appreciating. Institute has established a wellness center with intention to contribute towards happy society.

9. The institution provides multiple opportunities to learn and grow.




Response: Maximum students who undertook the survey felt that the institute provides multiple opportunities to learn and grow.

10. Teachers inform you about your expected competencies, course outcomes and programme outcomes.



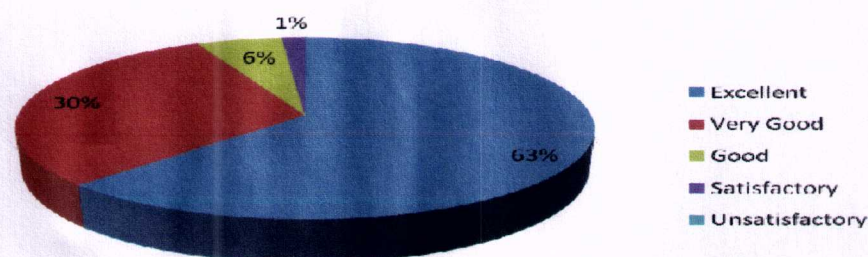
Response: Programme outcomes and Course outcomes are communicated to the students during Subject Orientation Programs. The results of the survey indicate that students are of the same opinion.

11. Your mentor does a necessary follow-up with an assigned task to you.




Response: Interactions between teachers/mentors and students were at desired levels where the mentors contributed in identifying competencies of the students to follow up their progress on assigned tasks through mentor mentee system.

12. The teachers illustrate the concepts through examples and applications.




Response: Maximum students are satisfied with the exemplary skills of the teachers which are well supported by examples and applications.

13. The teachers identify your strengths and encourage you with providing right level of challenges.




Response: Teachers are able to identify strengths and help students to improve on them.

14. Teachers are able to identify your weaknesses and help you to overcome them.




Response: Teachers are able to identify weaknesses and help students to overcome. Remedial classes are held for weak students.

15. The institution makes effort to engage students in the monitoring, review and continuous quality improvement of the teaching learning process.




Response: Students agree to their contribution in the refinement of the teaching-learning process of the institution by providing quality feedback. They act as members of Board of Studies and various important committees of the institution.

16. The institute/ teachers use student centric methods, such as experiential learning, participative learning and problem solving methodologies for enhancing learning experiences.



Response: The students agree that innovative teaching pedagogies were used to make the class interactive and enhance the over-all learning process.

17. Teachers encourage you to participate in extracurricular activities.



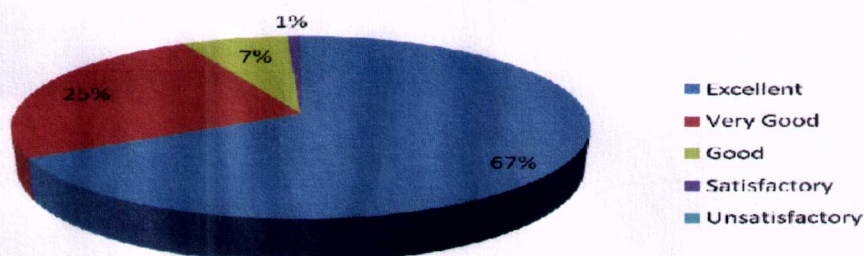
Response: There is adequate encouragement to the students for extracurricular activities.

18. Efforts are made by the institute/ teachers to inculcate soft skills, life skills and employability skills to make you ready for the world of work.




Response: Students agree that institute makes substantial efforts to inculcate soft skills, life skills and employability skills. Institute established a training centre to develop technical knowledge and soft skills in terms of career planning and goal setting

19. What percentage of teachers use ICT tools such as LCD projector, Multimedia, etc. while teaching.



Response: Majority of the teachers use ICT tools for imparting instructions as is clear from the survey.

20. The overall quality of teaching-learning process in your institute is very good.



Response: The Student Satisfaction Survey clearly indicates that the quality of teaching in College has a distinct reputation in terms of academics. The Teaching-Learning process is exemplary and caters to the needs of innovation in education.