



IPS Academy

Institute of Engineering & Science

(A UGC Autonomous Institute, affiliated to RGPV)

Student Satisfaction Survey (SSS)

An online feedback is taken from students and is analyzed by obtaining weighted averages for each of the attributes/ parameters. Overall weighted average is also obtained. If the weighted average of one or more parameter is less than 3, it is presumed that the institute is required to take corrective action. The nature of corrective action to be taken depends upon the parameter/ attributes. The calculation of weighted averages is illustrated below:

No. of stake holders participated in feedback = N

No. of stake holders who have put tick mark in "excellent" column = X_4

No. of stake holders who have put tick mark in "very good" column = X_3

No. of stake holders who have put tick mark in "good" column = X_2

No. of stake holders who have put tick mark in "satisfactory" column = X_1

No. of stake holders who have put tick mark in "unsatisfactory" column = X_0

It is to be noted that $X_4 + X_3 + X_2 + X_1 + X_0 = N$

Weighted average of the parameter
$$\frac{4 \times X_4 + 3 \times X_3 + 2 \times X_2 + 1 \times X_1 + 0 \times X_0}{N}$$

The above procedure is repeated for all the parameters as per feedback proforma and the average of all the weighted averages, so obtained gives the value of overall weighted average. If the value is less than 3, then the individual parameters are identified where the score is poor for improvement.

Further, cognizance of suggestion(s)/ comment(s) written by the stake holder in the corresponding column is also studied & suitable corrective action is taken, if required.





IPS Academy

Institute of Engineering & Science

(A UGC Autonomous Institute, affiliated to RGPV)

Student Satisfaction Survey (SSS) – Result and Analysis

Question Wise Average Score on a scale of 0 to 4 = (3.4)

•Number of students participated: 1836

Q.NO.	4		3		2		1		0			WA
1	1007	4028	522	1566	171	342	87	87	49	0	6023	3.45
2	924	3696	726	2178	87	174	58	58	41	0	6106	3.50
3	879	3516	643	1929	201	402	71	71	42	0	5918	3.39
4	931	3724	559	1677	177	354	121	121	48	0	5876	3.37
5	1121	4484	475	1425	135	270	63	63	42	0	6242	3.58
6	1062	4248	433	1299	223	446	62	62	56	0	6055	3.47
7	1276	5104	392	1176	57	114	63	63	48	0	6457	3.70
8	872	3488	604	1812	206	412	114	114	40	0	5826	3.34
9	959	3836	487	1461	239	478	93	93	58	0	5868	3.36
10	1175	4700	423	1269	78	156	99	99	61	0	6224	3.57
11	1291	5164	185	555	201	402	114	114	45	0	6235	3.57
12	911	3644	598	1794	176	352	104	104	47	0	5894	3.38
13	1024	4096	472	1416	234	468	60	60	46	0	6040	3.46
14	983	3932	527	1581	215	430	69	69	42	0	6012	3.45
15	960	3840	456	1368	270	540	92	92	58	0	5840	3.35
16	1031	4124	420	1260	214	192	123	123	48	0	5699	3.27
17	1236	4944	234	702	216	296	90	90	60	0	6032	3.46
18	964	3856	534	1602	169	338	101	101	68	0	5897	3.38
19	997	3988	501	1503	217	434	64	64	57	0	5989	3.43
20	895	3580	553	1659	255	510	90	90	43	0	5839	3.35

Weighted Average 3.4

Student Satisfaction Survey (SSS) – Result and Analysis (2022-2023)

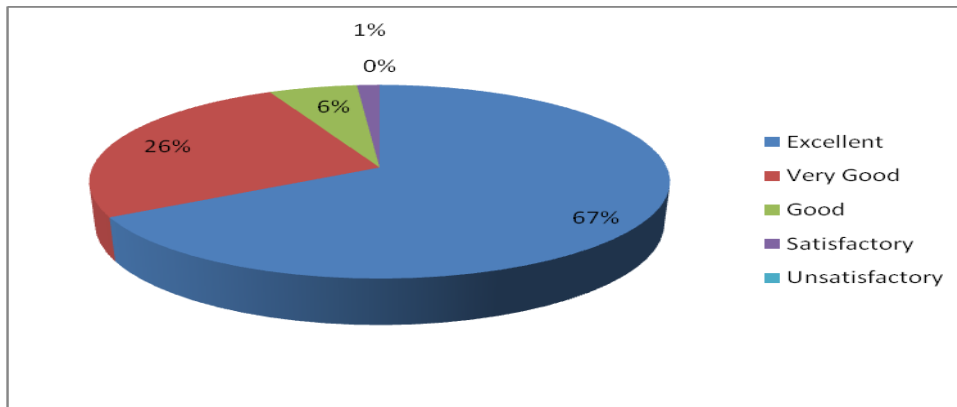
Question Wise Average Score on a scale of 0 to 4 = (3.4)

- Number of students participated: 1836

Q. No	Description of Question	Average Score
1	How much of the syllabus was covered in the class?	3.45
2	How well did the teachers prepare for the classes?	3.50
3	How well were the teachers able to communicate?	3.39
4	The teacher's approach to teaching can best be described as	3.37
5	Fairness of the internal/ End semester evaluation process by the teachers.	3.58
6	Was your performance in assignments discussed with you?	3.47
7	The institute takes active interest in promoting internship, student exchange, field visit opportunities for students.	3.70
8	The teaching and mentoring process in your institution facilitates you in cognitive, social and emotional growth.	3.34
9	The institution provides multiple opportunities to learn and grow.	3.36
10	Teachers inform you about your expected competencies, course outcomes and programme outcomes.	3.57
11	Your mentor does a necessary follow-up with an assigned task to you.	3.57
12	The teachers illustrate the concepts through examples and applications.	3.38
13	The teachers identify your strengths and encourage you with providing right level of challenges.	3.46
14	Teachers are able to identify your weaknesses and help you to overcome them.	3.45
15	The institution makes effort to engage students in the monitoring, review and continuous quality improvement of the teaching learning process.	3.35
16	The institute/ teachers use student centric methods, such as experiential learning, participative learning and problem solving methodologies for enhancing learning experiences.	3.27
17	Teachers encourage you to participate in extracurricular activities.	3.46
18	Efforts are made by the institute/ teachers to inculcate soft skills, life skills and employability skills to make you ready for the world of work.	3.38
19	What percentage of teachers use ICT tools such as LCD projector, Multimedia, etc. while teaching.	3.43
20	The overall quality of teaching-learning process in your institute is very good.	3.35

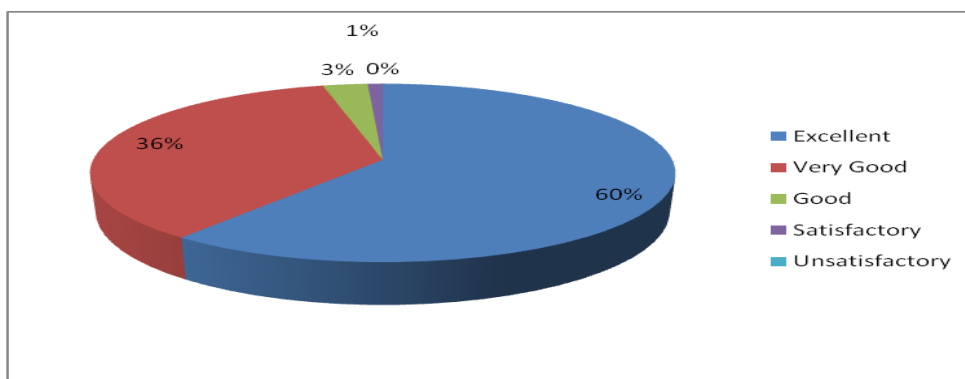
Total Strength: 3477
Sample Size: Approximate 50%

1. How much of the syllabus was covered in the class?



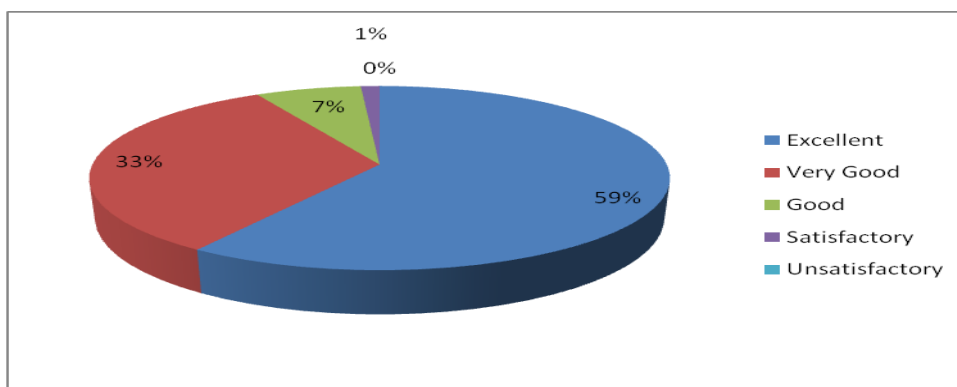
Response: Maximum students agreed that the syllabus has been covered adequately.

2. How well did the teachers prepare for the classes?



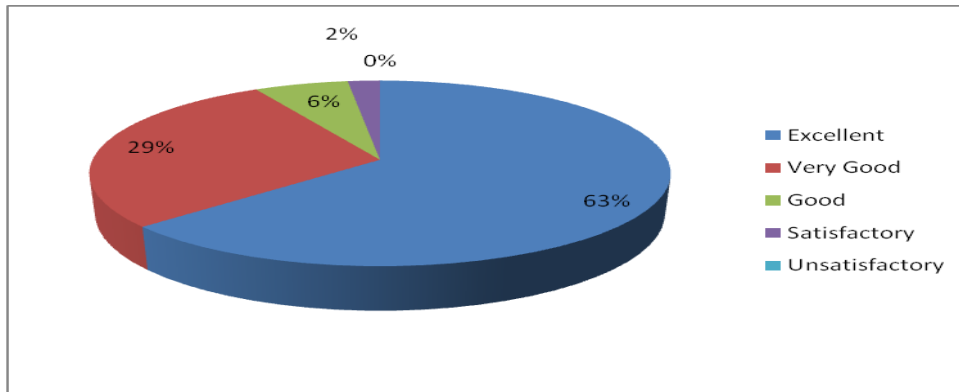
Response: The results indicate that the teachers were well prepared for their classes.

3. How well were the teachers able to communicate?



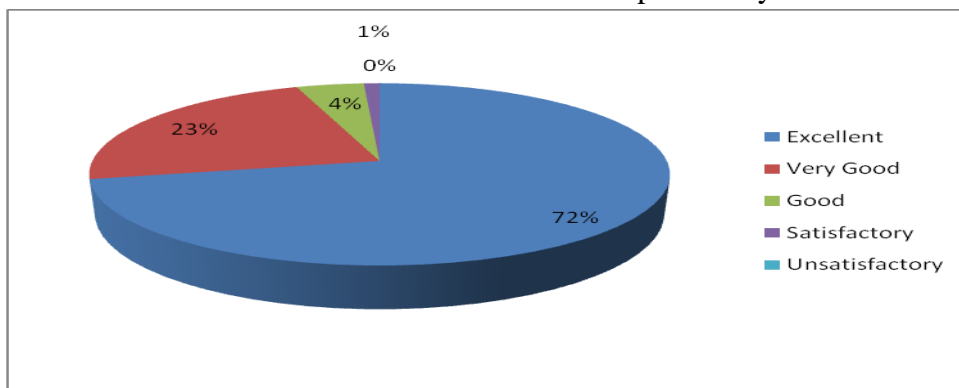
Response: The students found the communication skills of the teachers effective and understandable.

4. The teacher's approach to teaching can best be described as



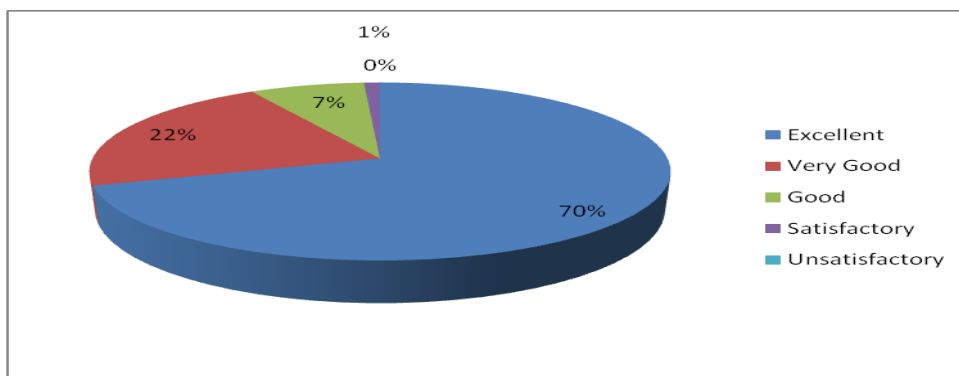
Response: Teachers' approach to teaching has been graded very good to excellent.

5. Fairness of the internal/ End semester evaluation process by the teachers



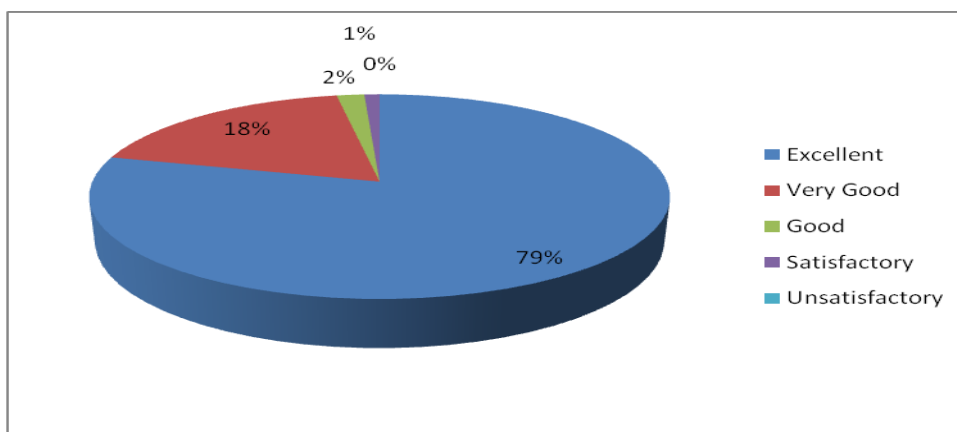
Response: Fairness in internal evaluation has been appreciated by the students which indicate the objectivity and transparency of the examination system. The valued answer scripts of End Semester Examination are also show to the student.

6. Was your performance in assignments discussed with you?



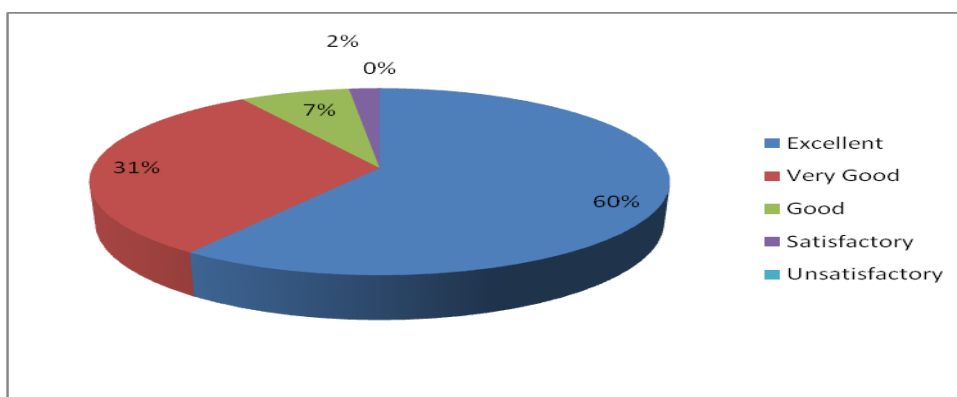
Response: Most of the students were of opinion that the assignments have been regularly discussed with them and were up to their satisfaction.

7. The institute takes active interest in promoting internship, student exchange, field visit opportunities for students



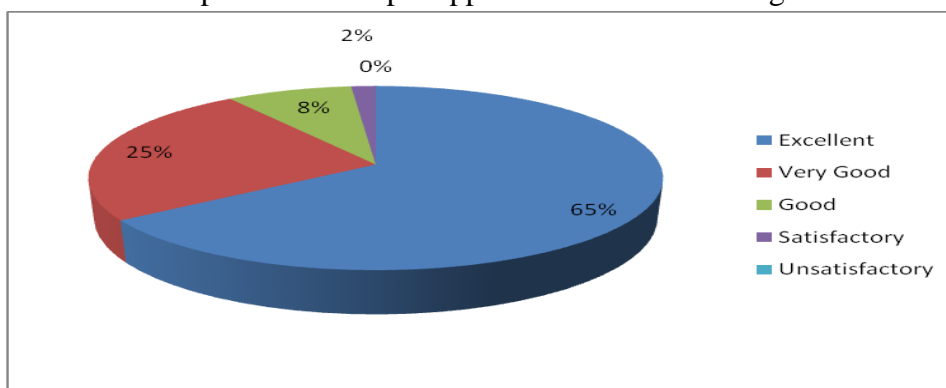
Response: Statistics indicate that the institute is doing adequate to promote internship, student exchange and field visit opportunities for the students.

8. The teaching and mentoring process in your institution facilitates you in cognitive, social and emotional growth.



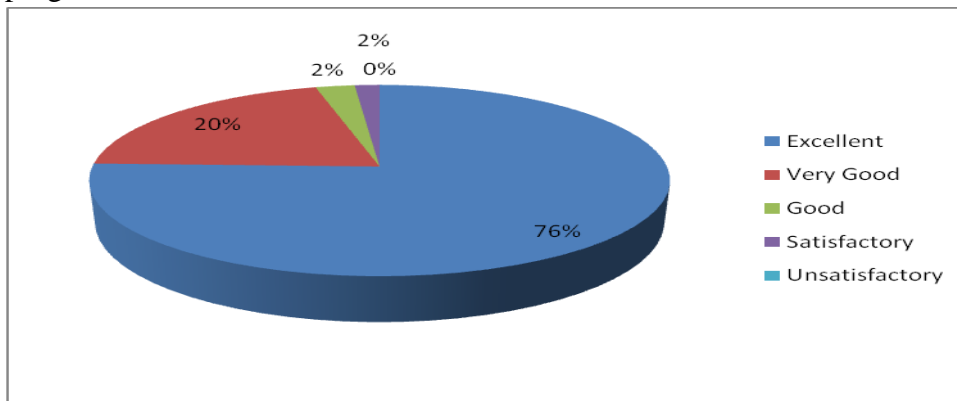
Response: Contribution of the mentors to the emotional, cognitive and social growth is worth appreciating. Institute has established a wellness center with intention to contribute towards happy society.

9. The institution provides multiple opportunities to learn and grow.



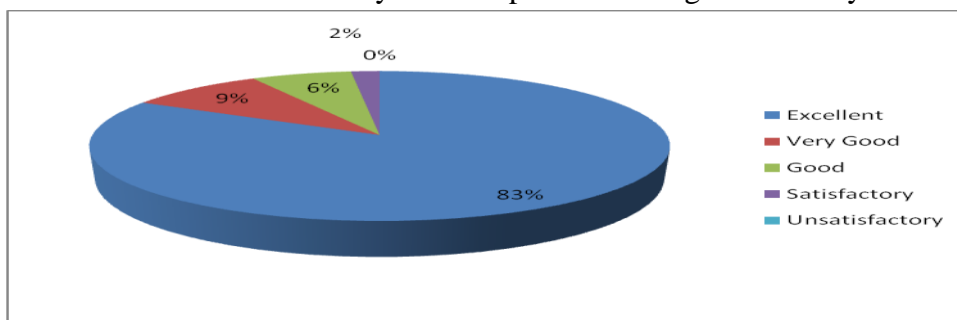
Response: Maximum students who undertook the survey felt that the institute provides multiple opportunities to learn and grow.

10. Teachers inform you about your expected competencies, course outcomes and programme outcomes.



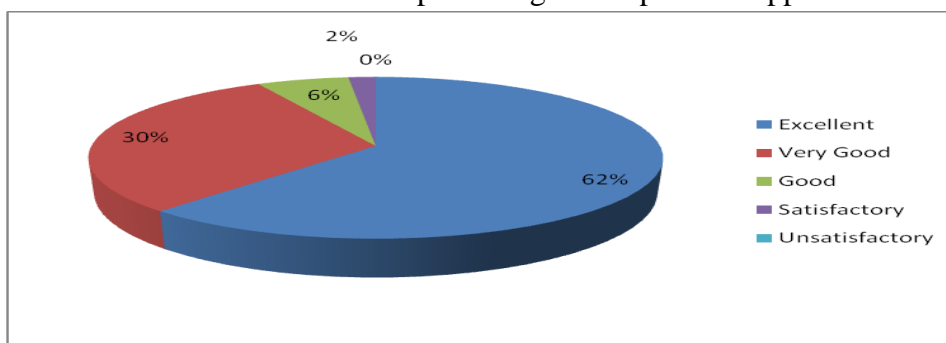
Response: Programme outcomes and Course outcomes are communicated to the students during Subject Orientation Programs. The results of the survey indicate that students are of the same opinion.

11. Your mentor does a necessary follow-up with an assigned task to you.



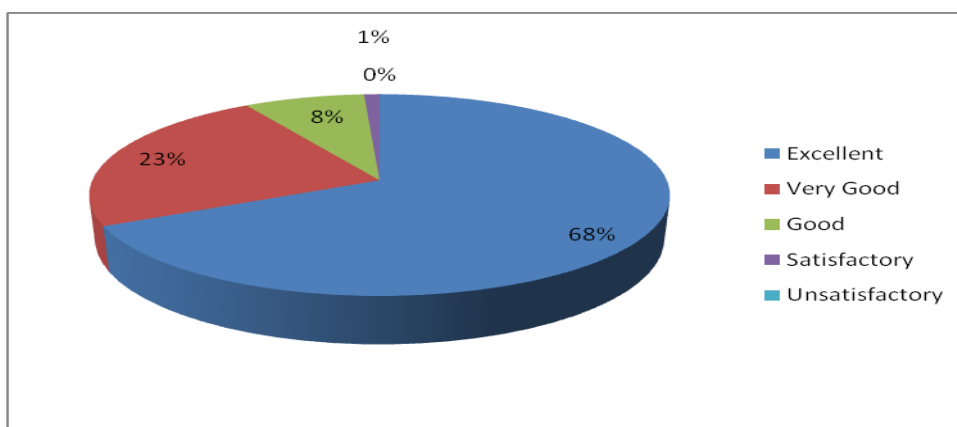
Response: Interactions between teachers/mentors and students were at desired levels where the mentors contributed in identifying competencies of the students to follow up their progress on assigned tasks through mentor mentee system.

12. The teachers illustrate the concepts through examples and applications.



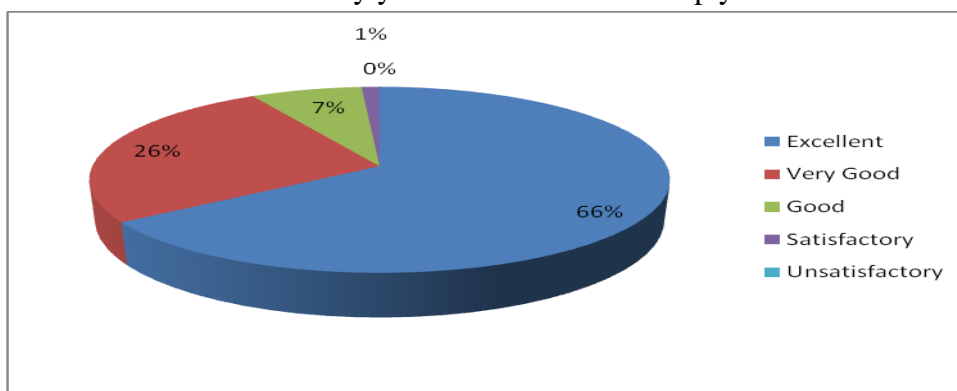
Response: Maximum students are satisfied with the exemplary skills of the teachers which are well supported by examples and applications.

13. The teachers identify your strengths and encourage you with providing right level of challenges.



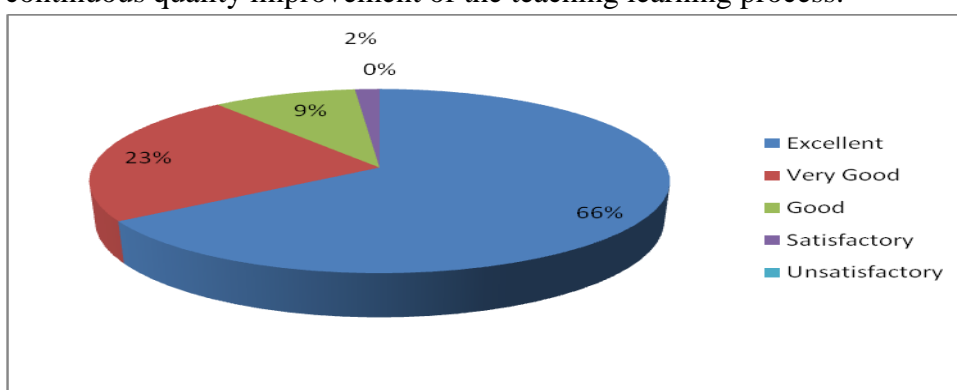
Response: Teachers are able to identify strengths and help students to improve on them.

14. Teachers are able to identify your weaknesses and help you to overcome them.



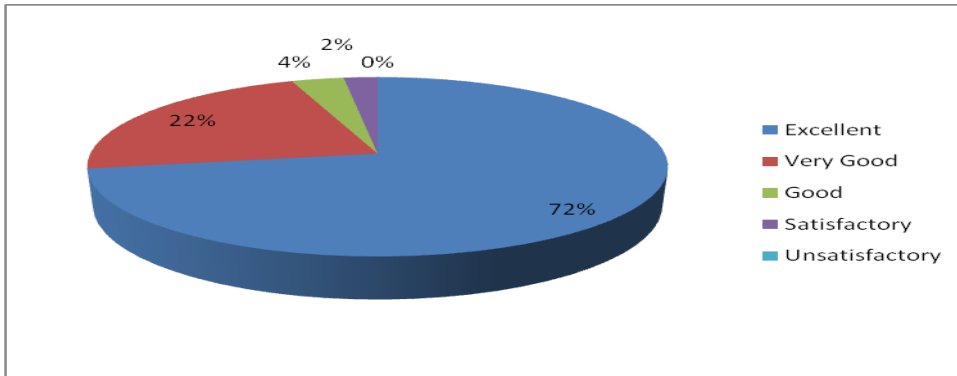
Response: Teachers are able to identify weaknesses and help students to overcome. Remedial classes are held for weak students.

15. The institution makes effort to engage students in the monitoring, review and continuous quality improvement of the teaching learning process.



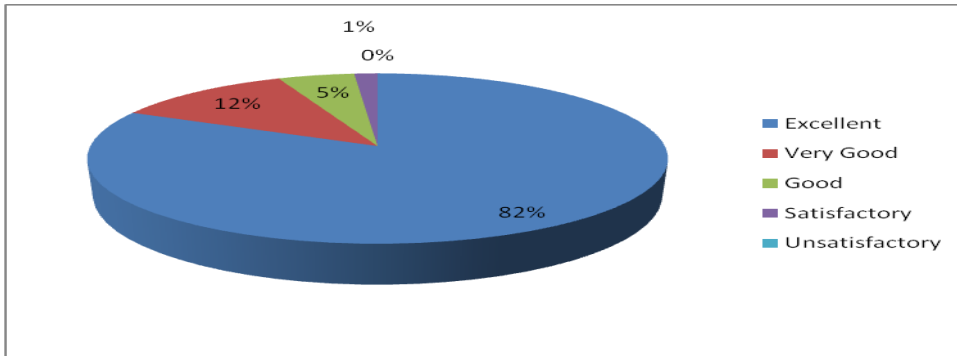
Response: Students agree to their contribution in the refinement of the teaching-learning process of the institution by providing quality feedback. They act as members of Board of Studies and various important committees of the institution.

16. The institute/ teachers use student centric methods, such as experiential learning, participative learning and problem solving methodologies for enhancing learning experiences.



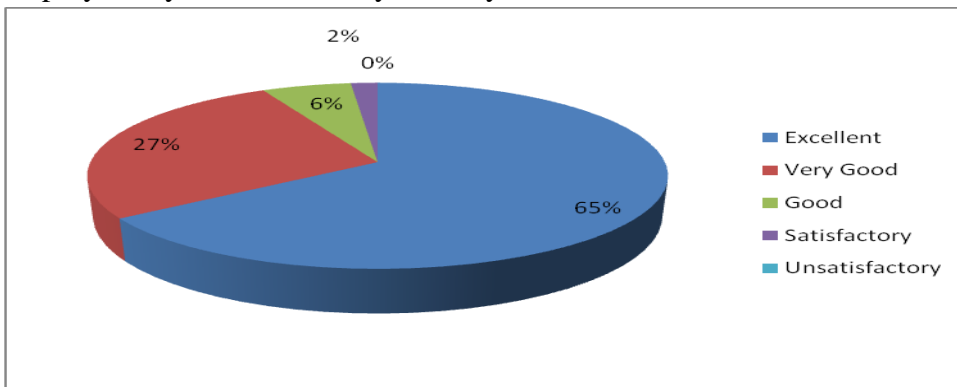
Response: The students agree that innovative teaching pedagogies were used to make the class interactive and enhance the over-all learning process.

17. Teachers encourage you to participate in extracurricular activities.



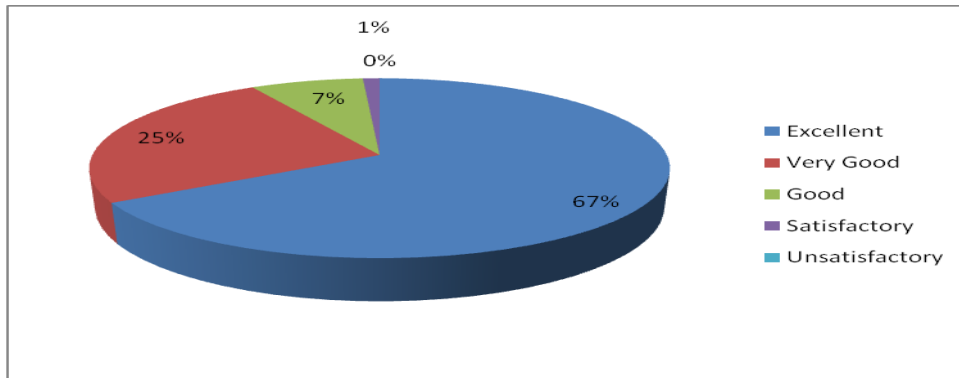
Response: There is adequate encouragement to the students for extracurricular activities.

18. Efforts are made by the institute/ teachers to inculcate soft skills, life skills and employability skills to make you ready for the world of work.



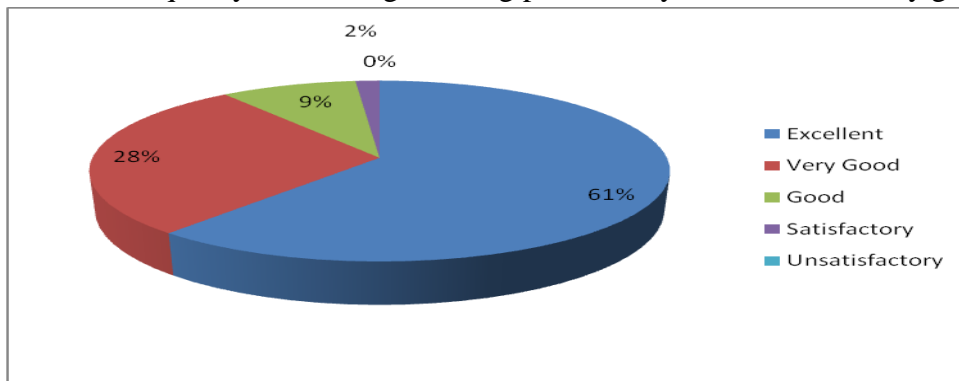
Response: Students agree that institute makes substantial efforts to inculcate soft skills, life skills and employability skills. Institute established a training centre to develop technical knowledge and soft skills in terms of career planning and goal setting

19. What percentage of teachers use ICT tools such as LCD projector, Multimedia, etc. while teaching.



Response: Majority of the teachers use ICT tools for imparting instructions as is clear from the survey.

20. The overall quality of teaching-learning process in your institute is very good.



Response: The Student Satisfaction Survey clearly indicates that the quality of teaching in College has a distinct reputation in terms of academics. The Teaching-Learning process is exemplary and caters to the needs of innovation in education.